



Specialising in the short term hire of mobility equipment



***“providing the service
to meet the need”***

Take a look inside or visit our website on: www.directmobility.co.uk

0330 999 0888*
Local rate applies

ASSESSMENT

Although our staff have many years of experience within the mobility industry and can advise you on the types of equipment and suitability within an environment, we are not able to assess specific patient needs. If you require an assessment of your needs you should contact a healthcare professional. You can contact our in house healthcare professional for guidance by email on OT@directmobility.co.uk or visit our web site www.directmobility.co.uk.

SALES

All items are available to purchase, new or ex-hire, please call for prices. It may be more cost effective to purchase some items if required for a period of 6 weeks or more. If the item you require is not listed in our brochure please call us to discuss, we are able to source most items.

DIRECT MOBILITY HIRE IS NOW PROUD TO BE A PART OF THE TECHMED SERVICES GROUP INCORPORATING THE BELOW SERVICES



**Equipment servicing & repairs
Minor Adaptations**
www.techmedservices.co.uk



**Servicing & repairs of Mobility
Equipment**
www.classicmobility.org.uk



Sales, Installation & Servicing of straight and curved stairlifts

About us:

Direct Mobility Hire Ltd started its young business life in 1989 trading as Homecare, based in SW London. It was set up by an occupational therapist and specialised in a small range of products offering short time hire. This proved to be an invaluable service used by local hospitals and hotels. There was sometimes confusion over the trading name being associated with carers rather than equipment, therefore it was decided to change the name, and in 1999 Direct Mobility Hire Ltd was born.

The business grew steadily and now offers an extensive range of equipment. We relocated to larger premises in North London where we now offer, by our own trained technicians, delivery, installation, sales, service and repair to most types of mobility and patient lifting equipment throughout the South East of England. We enjoy close working relationships with the NHS and private hospitals along with many nursing agencies, hotels, travel companies and advice organisations.

We pride ourselves on the quality and range of equipment offered and the service that we provide. Our mission statement encapsulates our vision.

“Providing the service to meet the need”



Delivery/Collection charges: two-way

(includes installation by our own trained technicians)

A £18.00

B £24.00

C POA

VAT will be applied to all charges at the prevailing rate unless the appropriate exemption declaration we provide can be completed by the user or carer.

Item Index:

OUT AND ABOUT

Item 1	Wheelchairs	page 1
Item 1h	Heavy Duty Manual Wheelchair	page 2
Item 1e / 1s	Wheelchair Accessories	page 2
Item 10	Powered Wheelchair	page 2
Item 10pp	Power Pack	page 2
Item 9001	Scoters (all sizes)	page 3
Item 13	Ramping & Access	page 4
Item 1501	3 Wheel Walker	page 4
Item 1601	4 Wheel Walker	page 4
Item 4401	Knee Walker	page 4
Item 18	Crutches	page 4

SLEEPING

Item 20	Profiling Care Bed	page 5
Item 31	Bed Raisers (all options)	page 5
Item 3401	Bed Leaver	page 5
Item 3501	Lifting Pole	page 5
Item 99020	Drip Stand	page 5
Item 36	Over Bed / Chair Table (all types)	page 6
Item 3701	Bed Back Rest	page 6
Item 3801	Blanket Cradle	page 6
Item 3901	Bed Rails	page 6

ABOUT THE HOUSE

Item 14	Walking Frame	page 7
Item 1701	Kitchen Trolley	page 7
Item 2601	Perching Stool	page 7

PRESSURE CARE

Item 21	Pressure Mattress	page 8
Item 21a	Pressure Cushions	page 8

BATHING

Item 4001	Bath/Shower Board	page 9
Item 5001	Bath Seat	page 9
Item 1201	Bath Lifts	page 9
Item 2801	Rotating Bath Seat	page 9
Item 27	Bath Steps (all types)	page 10
Item 2603	Shower stool	page 10

TOILETING

Item 2001	Standard Commode	page 11
Item 2004	Mobile Commode	page 11
Item 2006	Mobile Shower Commode Chairs	page 11
Item 2008	Mobile Shower Commode Tilt & Recline	page 11
Item 23	Portable Travel Commode	page 12
Item 3	Raised Toilet Seat (all types)	page 12
Item 2101	Toilet Surround	page 12
Item 1901	Toilet Combination Frame	page 12

SEATING

Item 7001	High Seat Armchair (all options)	page 13
Item 8001	Electric Lift & Recline Armchair	page 13
Item 2901	Leg Rest	page 14
Item 3101	Chair Raisers (all options)	page 14

SPECIALIST SEATING


Item 8c / 8d / 8b	Specialist Seating Chairs	page 15
-------------------	---------------------------	---------


BARIATRIC


Item 1h	Bariatric Manual Wheelchair	page 16
Item 10a	Bariatric Powerchair	page 16
Item 9c	Bariatric Scooter	page 16
Item 16b	Bariatric 4 Wheel Walker	page 16
Item 19b	Bariatric Toilet Combination Frame	page 17
Item 22b	Bariatric Toilet Surround	page 17
Item 26b	Bariatric Perching Stool	page 17
Item 6b	Bariatric Static Commode	page 17
Item 26b	Bariatric Mobile Commode	page 18
Item 26b	Bariatric Shower Stool	page 18
Item 7b	Bariatric High Seat Armchair	page 18
Item 20b	Bariatric Bed	page 18


PATIENT HANDLING


Item 32	Hoists (all types)	page 19
Item 4501	Transfer Standing Aid	page 19
Item 3206	Patient Transfer Aid	page 20
Item 3304	Ambulance Chair	page 20
Item 3207	Transfer Board	page 20


Weekly £30.00	Item 1 STANDARD MANUAL WHEELCHAIR Lightweight folding wheelchair available as attendant or self propelling. Options available are :- swing away footplates, removable arms, can be provided with seat belt and foam cushion, if advised at time of booking.	Specification guidelines <ul style="list-style-type: none"> • Seat width range 40-46cm • Max lifting weight range 11-15kg • Max user weight range Up to 115kg 	
4 Weekly £85.00			
6 Weekly £100.00			
Purchase POA			
Delivery code A			


Weekly £45.00	Item 1P PAEDIATRIC MANUAL WHEELCHAIR Folding wheelchair specially designed for the younger user. Can be provided with elevating leg rests, removable arms and fitted with a lap belt if required.	Specification guidelines <ul style="list-style-type: none"> • Seat width range 20.5-38cm • Max lifting weight range 15-20kg • Max user weight range 100kg 	
4 Weekly £140.00			
6 Weekly £170.00			
Purchase POA			
Delivery code A			


Weekly £45.00	Item 1R RECLINING MANUAL WHEELCHAIR Folding wheelchair that has a reclining back and head rest, available in attendant and self propelling, fitted with elevating leg rests, removable arms and can be fitted with lap belt if required.	Specification guidelines <ul style="list-style-type: none"> • Seat width range 45-50cm • Max lifting weight 17-20kg • Max user weight 115kg 	
4 Weekly £140.00			
6 Weekly £170.00			
Purchase POA			
Delivery code A			


Weekly £75.00	Item 1T TILT IN SPACE MANUAL WHEELCHAIR Specialised wheelchair that has a tilting seat and back allowing user to maintain body position but reducing risk of slipping from wheelchair, available in attendant and self propelling, fitted with elevating leg rests and can be fitted with lap belt if required.	Specification guidelines <ul style="list-style-type: none"> • Seat width range 45-50cm • Max lifting weight 17-20kg • Max user weight 115kg 	
4 Weekly £175.00			
6 Weekly £235.00			
Purchase POA			
Delivery code A			


Item 1H HEAVY DUTY MANUAL WHEELCHAIR Folding wheelchair that has larger seat width and user weight limit, available in attendant and self propelling, removable arms and can be fitted with lap belt if required.	Specification guidelines <ul style="list-style-type: none"> • Seat width range 50-60cm • Max lifting weight 20-22kg • Max user weight up to 175kg 		Weekly £45.00
			4 Weekly £140.00
			6 Weekly £170.00
			Purchase POA
			Delivery code A


Item 1E / 1S ELEVATING LEG REST / STUMP BOARD Offered only with our wheelchairs, can be used with either Attendant or self propelled wheelchairs.	Specification guidelines <ul style="list-style-type: none"> • All hire periods £5.00 		Weekly £5.00
			4 Weekly £5.00
			6 Weekly £5.00
			Purchase POA
			Delivery code N/A


Item 10 ELECTRIC WHEELCHAIR Joystick controlled powered wheelchair with various specifications, please call with requirements, some can be dismantled for transporting.	Specification guidelines <ul style="list-style-type: none"> • Seat width 40-46cm • Seat depth 38-46cm • Seat Height 46cm • Range 15-25mls • Max user weight 115kg 		Weekly £65.00
			4 Weekly £185.00
			6 Weekly £230.00
			Purchase POA
			Delivery code B


Item 10A POWERCHAIR Joystick controlled powered wheelchair with scooter type seat with armrests can be mid, front or rear wheel drive depending on model, cannot be dismantled so suitable ramping and vehicle would be required to transport.	Specification guidelines <ul style="list-style-type: none"> • Seat width 46cm • Seat depth 46cm • Seat Height 46cm • Range 15-25mls • Max user weight 130kg (Bariatric Powerchair available) 		Weekly £65.00
			4 Weekly £185.00
			6 Weekly £230.00
			Purchase POA
			Delivery code B


Item 10pp POWER PACK Designed to assist the carer when pushing a manual wheelchair. Will fit most wheelchairs or can be supplied with a chair hired from us.	Specification guidelines <ul style="list-style-type: none"> • Max user weight 114kg, Range 10 miles • Max speed 4mph, Weight 12.5kg 		Weekly £49.00
			4 Weekly £155.00
			6 Weekly £179.00
			Purchase POA
			Delivery code B


Weekly £49.00		Specification guidelines <ul style="list-style-type: none">• Distance 5-8 miles• Heaviest Part 10kg• Total weight 43kg• Max user weight Up to 100kg• Max speed 4mph	Item 9001 MICRO/TRAVEL SCOOTER <p>Small wheeled scooter that can be dismantled for transportation. Available in 3 or 4 wheeled versions. Batteries can be charged on or off of the scooter.</p>
4 Weekly £155.00			
6 Weekly £179.00			
Delivery code B			
Purchase POA			

Weekly £69.00		Specification guidelines <ul style="list-style-type: none">• Max User Weight 24 Stone• Max Speed 4 mph• Range 18 mile	Item 9005 LARGE TRAVEL SCOOTER <p>The deluxe travel scooter is a larger version of the standard travel scooter, with advanced suspension and an enhanced battery. It remains simple to take apart, with the advantage of fitting into most car boots. *Also available as large folding travel scooter- please call for details*</p>
4 Weekly £220.00			
6 Weekly £249.00			
Delivery code B			
Purchase POA			


Weekly £69.00		Specification guidelines <ul style="list-style-type: none">• Distance 10 miles• Max user weight Up to 115kg (18 Stones)• Max speed 4mph• Total weight 28.5kg (Including battery pack)	Item 9004 DELUXE FOLDING TRAVEL SCOOTER <p>A compact and transportable scooter that folds in one simple movement. No parts need to be removed for transportation or storage thanks to lightweight lithium battery technology and the easy one-handed effort to collapse the durable aluminium frame.</p>
4 Weekly £220.00			
6 Weekly £249.00			
Delivery code B			
Purchase POA			

Weekly £59.00		Specification guidelines <ul style="list-style-type: none">• Distance 10-15 miles• Max user weight Up to 115kg• Max speed 4mph	Item 9002 MID SIZE SCOOTER <p>3 and 4 Wheel Mid Size scooters that need to be stored indoors or in garage and require a nearby power point for charging. Not suited for transportation unless ramps and suitable vehicle available.</p>
4 Weekly £189.00			
6 Weekly £215.00			
Delivery code B			
Purchase POA			


Weekly £69.00		Specification guidelines <ul style="list-style-type: none">• Distance up to 35 miles• Max user weight Up to 150kg• Max speed 8mph	Item 9003 MAXI SIZE HEAVY DUTY SCOOTER <p>3 and 4 Wheel Class 3 scooters that need to be stored indoors or in garage and require a nearby power point for charging. Not suited for transportation unless ramps and suitable vehicle available. <i>Please note: can only be used in 4mph mode on pavement.</i></p>
4 Weekly £220.00			
6 Weekly £249.00			
Delivery code B			
Purchase POA			


Item 13 RAMPING AND ACCESS <p>A range of lightweight aluminium ramping options, please call with your requirements</p>				
Threshold ramp		Up to 1metre length	1 to 2 metre length	2 to 3 metre length
weekly £10.00		weekly £15.00	weekly £25.00	weekly £40.00
4 weekly £30.00		4 weekly £40.00	4 weekly £75.00	4 weekly £120.00
6 weekly £35.00	6 weekly £50.00	6 weekly £90.00	6 weekly £150.00	
It is recommended that a gradient of 1 in 12 be achieved if possible i.e. a 100mm step would require a minimum ramp length of 1.2m.				
			Delivery A	


Item 1501 3 WHEEL WALKER <p>A lightweight versatile item that can be folded and used in or out doors, provided with a carry bag attached (if required) and locking looped brakes for added safety.</p>		Specification guidelines <ul style="list-style-type: none">• Hand grip height 81-97cm• Max Width 65cm• Lifting weight 4kg• Max user weight 125kg	Weekly £15.00
			4 Weekly £40.00
			6 Weekly £50.00
			Delivery code A
Purchase £54.99 - £69.99			


Item 1601 4 WHEEL WALKER <p>A very manoeuvrable lightweight item that can be folded and used both indoors and out, has a built in seat and shopping bag and locking looped brakes for added safety.</p>		Specification guidelines <ul style="list-style-type: none">• Hand grip height 81-93cm• Overall width 61cm• Lifting weight 7kg• Max user weight 125kg	Weekly £18.00
			4 Weekly £50.00
			6 Weekly £60.00
			Delivery code A
Purchase £89.99 - £129.99			


Item 4401 KNEE WALKER <p>The knee walker is a mobility device that provides strength and comfort to anyone who may have an injury below the knee. It allows an even distribution of body weight by supporting half the weight on the Knee Walker and the other half on the non-injured leg. The device has a cushioned platform to support both the injured leg and ankle to ensure no weight is placed on the lower leg.</p>		Specification guidelines	Weekly £30.00
			4 Weekly £85.00
			6 Weekly £100.00
			Delivery code A
Purchase POA			


Item 18 CRUTCHES <p>Forearm type supplied in pairs, height adjustable. Children's version available.</p>		Specification guidelines <ul style="list-style-type: none">• Grip handle height range 69-94cm• Max user weight 160kg	Weekly £10.00
			4 Weekly £22.00
			6 Weekly £30.00
			Delivery code A
Purchase £29.99			


Weekly £95.00		Specification guidelines	Item 20 PROFILING CARE BED The four sectioned profiling mattress support allows for a range of height combinations, providing an ideal position for the carer, and comfort for the client. Supplied with a medium risk foam pressure mattress, bed rails and lifting pole if required.
4 Weekly £235.00			
6 Weekly £295.00			
Delivery code C			
Purchase POA	Specification guidelines	<ul style="list-style-type: none"> Overall width 109cm Overall length 223cm Min height (Ex Mattress) 40cm Max height (Ex Mattress) 80cm Max user weight 150kg 	


Weekly £10.00/15.00		Specification guidelines	Item 31 BED RAISE Various options available for most types and sizes of bed Note: raise heights differ depending on type used. Single/Double.
4 Weekly £22.00/35.00			
6 Weekly £25.00/40.00			
Delivery code A			
Purchase POA	Specification guidelines	<ul style="list-style-type: none"> Height range 5-15cm Max weight (incl bed) 300kg 	


Weekly £10.00		Specification guidelines	Item 3401 BED LEAVER Steel coated frame that sits between base and mattress, the bed grab rail gives a secure handle to help manoeuvre in and out of bed. (not suitable for all bed types).
4 Weekly £22.00			
6 Weekly £30.00			
Delivery code A			
Purchase £59.99	Specification guidelines	<ul style="list-style-type: none"> Handle height 46cm Max user weight 108kg 	


Weekly £15.00		Specification guidelines	Item 3501 LIFTING POLE Free standing unit fitted with an adjustable height trapeze handle to assist patient to change position in bed.
4 Weekly £40.00			
6 Weekly £55.00			
Delivery code A			
Purchase £120.00	Specification guidelines	<ul style="list-style-type: none"> Max height 187cm Handle height range from floor 95-130cm Min bed clearance 6cm Max user weight 125kg 	


Weekly £15.00		Specification guidelines	Item 99020 DRIP STAND A deluxe drip stand with a low centre of gravity.
4 Weekly £40.00			
6 Weekly £50.00			
Delivery code A			
Purchase POA	Specification guidelines	<ul style="list-style-type: none"> Height adjustment 117cm to 203cm (46" to 80") Max load 10kg 	


Item 36 OVERBED / CHAIR TABLE (LIGHT DUTY) Available with or without caster wheels providing a steady surface, for use over a bed or chair. Adjustable height and angle. Spec can vary depending on table supplied. Not recommended for use with an electronic profiling bed.	Specification guidelines		Weekly £12.00
<ul style="list-style-type: none"> Top size 60x40cm Height range 60-90cm 			4 Weekly £30.00
			6 Weekly £40.00
Purchase £54.99			Delivery code A


Item 36 OVERBED / CHAIR TABLE (HEAVY DUTY) Gas or sprung height adjusted for a larger very sturdy surface for use over a bed or chair. Recommended for use with an electronic profiling bed.	Specification guidelines		Weekly £20.00
<ul style="list-style-type: none"> Top size 80x45cm Height range 60-90cm 			4 Weekly £50.00
			6 Weekly £65.00
Purchase £99.99 - £229.00			Delivery code A


Item 3701 BED BACK REST Can be used on any bed to give firm support for pillows. Angle adjustable to 4 positions.	Specification guidelines		Weekly £10.00
<ul style="list-style-type: none"> Width 63cm depth 54cm Max user weight 125kg 			4 Weekly £18.00
			6 Weekly £22.00
Purchase £35.00			Delivery code A


Item 3801 BLANKET CRADLE Fits between mattress and base and helps to keep bed clothes out of contact with injury.	Specification guidelines		Weekly £10.00
<ul style="list-style-type: none"> Height 48cm Length 46cm Width 25cm 			4 Weekly £18.00
			6 Weekly £22.00
Purchase £32.50			Delivery code A

Item 3901 BED RAILS Supplied in pairs and connected under mattress, each side can be lowered individually, adjustable in length and suitable for most bed widths but not all bed types.	Specification guidelines		Weekly £22.00
<ul style="list-style-type: none"> Max bed width 163cm Length range 122-193cm 			4 Weekly £45.00
			6 Weekly £60.00
Purchase £120.00			Delivery code A

Weekly £10.00	Item 14 WALKING FRAME Standard frame in various base heights that are then adjustable. Can be supplied with front leading wheels if required.	Specification guidelines <ul style="list-style-type: none"> • Height Range 75-98cm • Max Width (back) 60-65cm • Min Width (front) 50-60cm • Max user weight 160kg 	
4 Weekly £22.00			
6 Weekly £28.00			
Purchase £44.99			
Delivery code A			


Weekly £15.00	Item 1407 GUTTER FRAME (FOREARM WALKER) Adjustable height frame that allows user to lean on using forearms to support.	Specification guidelines <ul style="list-style-type: none"> • Height Range 94-114cm • Max. Width 57-69cm • Max. User Weight 178kg 	
4 Weekly £35.00			
6 Weekly £50.00			
Purchase POA			
Delivery code A			

Weekly £14.00	Item 1701 KITCHEN TROLLEY Height adjustable and used indoors to help carry items on its sturdy shelves from room to room whilst supporting you when walking.	Specification guidelines <ul style="list-style-type: none"> • Height range 83-101cm • Overall width 50cm • Overall depth 56cm • Max user weight 125kg 	
4 Weekly £35.00			
6 Weekly £45.00			
Purchase £65.99			
Delivery code A			

Weekly £15.00	Item 2601 PERCHING STOOL Adjustable in height with sloping seat to allow ease of washing, cooking etc.	Specification guidelines <ul style="list-style-type: none"> • Max width 49cm • Max depth 50cm • Seat Height Range 59-74 • Max user weight 125kg 	
4 Weekly £35.00			
6 Weekly £42.00			
Purchase £64.99			
Delivery code A			


All prices are **excluding VAT**


	Item 21 PRESSURE MATTRESS OVERLAY This specialised equipment should be ordered on the advice of a healthcare professional, please call for specifications.	Specification guidelines <ul style="list-style-type: none"> • Overlay alternating pressure (125mm) • Only available to fit single bed 	Weekly £45.00
			4 Weekly £125.00
			6 Weekly £175.00
			Purchase POA
			Delivery code B


	Item 21 PRESSURE MATTRESS FULL REPLACEMENT This specialised equipment should be ordered on the advice of a healthcare professional, please call for specifications.	Specification guidelines <ul style="list-style-type: none"> • Replacement alternating pressure • 3'and 4' width available 	Weekly £80.00
			4 Weekly £185.00
			6 Weekly £260.00
			Purchase POA
			Delivery code B


Item 21A PRESSURE CUSHION This specialised equipment should be ordered on the advice of a healthcare professional, please call for specifications.			
			
Weekly £15.00	Specification guidelines Comfort cushion Med Risk	Weekly £25.00	High Risk
4 Weekly £35.00		4 Weekly £80.00	
6 Weekly £50.00		6 Weekly £95.00	
Purchase POA		Purchase POA	
Delivery code A		Delivery code A	


All prices are **excluding VAT**


Weekly £10.00	Item 4001 BATH/SHOWER BOARD Bathtub board with a non-slip surface. Can be used as a platform to lower onto a bath seat. The bath board requires a minimum of 25mm lip both sides of bath.	Specification guidelines <ul style="list-style-type: none">• Board width 69 & 71cm• Overall depth 23-32cm• Max user weight 190kg	
4 Weekly £18.00			
6 Weekly £25.00			
Purchase £24.99			
Delivery code A			


Weekly £10.00	Item 5001 BATH SEAT Held firm by large suckers when in use but can be lifted easily from bath. Can be used in conjunction with a bath board (item 4001).	Specification guidelines <ul style="list-style-type: none">• Seat width 46cm• Seat depth 29cm• Seat Height 15-20c• Max user weight 190kg	
4 Weekly £18.00			
6 Weekly £25.00			
Purchase £34.99			
Delivery code A			


Weekly £45.00	Item 1201 BATTERY BATH LIFT Secured firmly in place by large suckers this equipment allows the user a full bath. Most models recline and have side transfer flaps, provided with battery charger. Fits most standard baths.	Specification guidelines <ul style="list-style-type: none">• Seat width 39cm• Overall width inc. flaps 69cm• Seat lifting height 7cm-41cm	
4 Weekly £130.00			
6 Weekly £175.00			
Purchase POA			
Delivery code A			


Weekly £25.00	Item 2801 ROTATING BATH SEAT Fitted across bath and allows 360° rotation to allow ease of transfer and back support when bathing.	Specification guidelines <ul style="list-style-type: none">• Seat width 46cm• Seat depth 39cm• Max width 71cm• Max user weight 100kg	
4 Weekly £55.00			
6 Weekly £80.00			
Purchase £125.00			
Delivery code A			


Item 27 BATH STEP WITH HANDRAIL Sturdy platform with hand rail to aid entry and exit from bath.	Specification guidelines <ul style="list-style-type: none">• Platform size 44x34cm• Step height 25cm• Handrail height 114cm• Max user weight 160kg		Weekly £15.00
			4 Weekly £35.00
			6 Weekly £42.00
			Purchase POA
			Delivery code A


Item 27A BATH STEP (WIDE) Large plastic base which is reversible to give 2 height options (no handrail available).	Specification guidelines <ul style="list-style-type: none">• Platform size 52 x 33cm• Step height 10 or 15cm• Max user weight 190kg		Weekly £10.00
			4 Weekly £18.00
			6 Weekly £25.00
			Purchase £49.00
			Delivery code A


Item 2603 SHOWER STOOL Lightweight, height adjustable stool designed especially for use in shower cubicles. With back rest and grip handles on seat, all completely waterproof. Corner version available for smaller shower cubicles.	Specification guidelines <ul style="list-style-type: none">• Seat Height 45-58c• Seat width 50cm• Seat depth 30cm• Max user weight 100kg		Weekly £15.00
			4 Weekly £38.00
			6 Weekly £45.00
			Purchase £54.99 - £69.99
			Delivery code A


Item 2601 PERCHING STOOL Adjustable in height with sloping seat to allow ease of washing, cooking etc.	Specification guidelines <ul style="list-style-type: none">• Max width 49cm• Seat Height Range 59-74• Max user weight 125kg		Weekly £15.00
			4 Weekly £35.00
			6 Weekly £42.00
			Purchase £64.99
			Delivery code A


Weekly £18.00	Item 2001 STANDARD COMMODE Static commode supplied with bucket and lid, features available: height adjustable, removable arms.	Specification guidelines <ul style="list-style-type: none">• Seat Width 45cm• Seat Height 83-98cm• Overall depth & Width 55cm• Max user weight 125kg	
4 Weekly £40.00			
6 Weekly £55.00			
Purchase £59.99 - £69.99			
Delivery code A			


Weekly £30.00	Item 2004 MOBILE COMMODE Equipment can be used as a braked standalone commode or can be used over most standard toilet pans, features available: removable arms.	Specification guidelines <ul style="list-style-type: none">• Seat Width 45cm• Overall depth & Width 58cm• Max user weight 125kg	
4 Weekly £85.00			
6 Weekly £100.00			
Purchase £129.99			
Delivery code A			


Weekly £45.00	Item 2006 MOBILE SHOWER COMMODE Braked wheeled commode that can be used in wet areas & over most standard toilet pans, features available: removable arms & footrests.	Specification guidelines <ul style="list-style-type: none">• Seat Width 49cm• Seat Height 55cm• Overall Width 60cm• Max user weight 190kg	
4 Weekly £145.00			
6 Weekly £170.00			
Purchase POA			
Delivery code A			


Weekly £60.00	Item 2008 MOBILE SHOWER COMMODE TILT in SPACE OR RECLINE Tilt & Reclining braked wheeled commode that can be used in wet areas & over most standard toilet pans, features available: removable footrests, Soft seat with insert, pan and lid.	Specification guidelines <ul style="list-style-type: none">• Seat Width 50cm• Overall Width 60cm• Overall depth 106cm• Max user weight 150kg	
4 Weekly £165.00			
6 Weekly £215.00			
Purchase POA			
Delivery code A			


Item 23 PORTABLE TRAVEL COMMUNE Folding lightweight Commode only 5kg that can be used with or without bowl, supplied with carry bag.	Specification guidelines <ul style="list-style-type: none">• Seat width 45cm• Seat height 55cm• Overall width & depth 51cm & 50cm• Max user weight 125kg		Weekly £25.00
			4 Weekly £60.00
			6 Weekly £80.00
			Purchase POA
			Delivery code A


Item 3 RAISED TOILET SEAT (ALL TYPES) Available in 2", 4", 6". This equipment fits directly to a standard toilet pan & will aid raising & lowering. Can be used in conjunction with Item 22 Will fit most toilet pans.	Specification guidelines <ul style="list-style-type: none">• Max users weight 190kg		Weekly £10.00
			4 Weekly £18.00
			6 Weekly £25.00
			Purchase £19.99 - £29.99
			Delivery code A


Item 2101 TOILET SURROUND Height adjustable, used for added support around a standard toilet to aid raising & lowering. Can be used in conjunction with item 3	Specification guidelines <ul style="list-style-type: none">• Height range 70-85cm• Overall width 59cm• Lowest depth 46cm• Max users weight 160kg		Weekly £15.00
			4 Weekly £35.00
			6 Weekly £42.00
			Purchase £54.99
			Delivery code A


Item 1901 TOILET COMBINATION FRAME This very useful height adjustable item used over a standard toilet, gives additional height and support to aid raising & lowering.	Specification guidelines <ul style="list-style-type: none">• Seat Height Range 46-61cm• Max width 50cm• Max depth 46cm• Max user weight 190kg		Weekly £18.00
			4 Weekly £40.00
			6 Weekly £55.00
			Purchase £64.99
			Delivery code A


Weekly £25.00	Item 7001 HIGH SEAT ARMCHAIR (HEIGHT ADJUSTABLE) Firm chairs that can be an essential item if your existing furniture does not have the required height or you need extra support and firmness. Adjustable height covered in vinyl. Can be used in conjunction with Item 29.	Specification guidelines <ul style="list-style-type: none"> • Seat width 46-51cm • Seat depth 46-49cm • Seat heights 46-53cm • Max user weight 115kg 	
4 Weekly £60.00			
6 Weekly £75.00			
Purchase £185.00			
Delivery code A			

Weekly £30.00	Item 7004 HIGH SEAT ARMCHAIR (WOODEN FRAME) Fabric arm chair that provides extra support and firmness. Fixed height. Can be used in conjunction with leg rest (item 2901).	Specification guidelines <ul style="list-style-type: none"> • Seat width 50cm • Seat depth 48cm 	
4 Weekly £85.00			
6 Weekly £100.00			
Purchase £325.00			
Delivery code A			

Weekly £40.00	Item 7006 HIGH SEAT ARMCHAIR (DROP DOWN ARMS) Firm armchair with dual sided drop down arms to enable side transfers. Fixed height, can be used in conjunction with item 30 to raise height if required.	Specification guidelines <ul style="list-style-type: none"> • Seat width 50cm • Seat depth 50cm • Seat height 50cm 	
4 Weekly £130.00			
6 Weekly £170.00			
Purchase £495.00			
Delivery code A			

Weekly £75.00	Item 8001 ELECTRIC LIFT & RECLINE ARMCHAIR Twin motor chairs that will allow the user to rest in the upright position with their legs elevated, or recline the back to near horizontal for sleeping. The chair also tilts upwards for ease of transferring to and from the chair. Spec can change depending on chair supplied. Covered in a specialised waterproof material.	Specification guidelines <ul style="list-style-type: none"> • Seat width 51cm • Seat depth 49cm • Seat height 46cm 	
4 Weekly £205.00			
6 Weekly £255.00			
Purchase POA			
Delivery code C			

Item 2901 LEG REST Adjustable in height & angle, padded shaped top for leg & calf support. If hired with item 7. Weekly £10.00 4 weekly 18.00 6 weekly £22.00	Specification guidelines <ul style="list-style-type: none"> • Length 51cm • Width 30cm • Height range 30-45cm • Max user weight 100kg 		Weekly £15.00
			4 Weekly £35.00
			6 Weekly £42.00
			Purchase £59.99
			Delivery code A

Item 3101 CHAIR RAISER Various options available to suit most chair type's note: raise heights differ depending on type used.	Specification guidelines <ul style="list-style-type: none"> • Height range 5-14cm • Max weight (including chair) 300kg 		Weekly £10.00
			4 Weekly £22.00
			6 Weekly £25.00
			Purchase POA
			Delivery code A


Servicing and repairs


We service and repair most types of equipment including:


- Mobility scooters
- Electric and manual wheelchairs
- Electric care beds
- Ceiling hoists, gantry hoists and mobile hoists
- Pressure mattresses
- Stairlifts

We also provide **LOLER testing and certification**




Weekly £105.00	Item 8C DYNAMIC SEATING MANUAL TILT IN SPACE CHAIR Manual tilt-in-space seating system with integral high risk seat, breathable fabric on all contact areas, removable arms, push handle and headrest. Optional lateral supports if required.	Specification guidelines <ul style="list-style-type: none"> • Max user weight 180 kg/28 stone 	
4 Weekly £245.00			
6 Weekly £315.00			
Purchase POA			
Delivery code C			


Weekly £110.00	Item 8D DYNAMIC SEATING ELECTRIC TILT IN SPACE CHAIR Electric tilt-in-space seating system with integral high risk pressure care, breathable fabric on all contact areas. Headrest angle adjustment, back angle recline, tilt-in-space and leg rest elevation create a supportive, yet comfortable seating solution.	Specification guidelines <ul style="list-style-type: none"> • Max user weight 160kg / 25 Stone 	
4 Weekly £265.00			
6 Weekly £325.00			
Purchase POA			
Delivery code C			


Weekly £40.00	Item 8B HIGH SEAT ARMCHAIR WITH DROP DOWN ARMS Firm armchair with dual sided drop down arms to enable side transfers. Fixed height, can be used in conjunction with item 30 to raise height if required.	Specification guidelines <ul style="list-style-type: none"> • Seat width 50cm • Seat depth 50cm • Seat height 50cm 	
4 Weekly £130.00			
6 Weekly £170.00			
Purchase £495.00			
Delivery code A			


Do you need a seating assessment?


Please contact us on **020 8370 7888** or
ot@directmobility.co.uk to discuss


Item 1H HEAVY DUTY MANUAL WHEELCHAIR Folding wheelchair that has larger seat width and user weight limit, available in attendant and self propelling, removable arms and can be fitted with lap belt if required.	Specification guidelines <ul style="list-style-type: none"> • Seat width range 50-60cm • Max lifting weight 20-22kg • Max user weight up to 175kg 		Weekly £45.00
			4 Weekly £140.00
			6 Weekly £170.00
			Purchase POA
			Delivery code A


Item 10A HEAVY DUTY POWERCHAIR Joystick controlled powered wheelchair with scooter type seat with armrests. Can be mid, front or rear wheel drive depending on model. Cannot be dismantled so suitable ramping and vehicle would be required to transport.	Specification guidelines <ul style="list-style-type: none"> • Seat width 63cm • Overall Width 79cm • Range up to 15 miles • Max user weight 295kg / 46 stone Mobility Rentals		Weekly £105.00
			4 Weekly £335.00
			6 Weekly £380.00
			Purchase POA
			Delivery code C


Item 9C MAXI SIZE HEAVY DUTY SCOOTER 3 and 4 Wheel Class 3 scooters that need to be stored indoors or in garage and require a nearby power point for charging, are not suited for transportation unless ramps and suitable vehicle available.	Specification guidelines <ul style="list-style-type: none"> • Distance up to 35 miles • Max user weight Up to 150kg • Max speed 8mph Mobility Rentals		Weekly £69.00
			4 Weekly £220.00
			6 Weekly £249.00
			Purchase POA
			Delivery code B


Item 16B BARIATRIC 4 WHEEL WALKER A very manoeuvrable item that can be folded and used both indoors and out, has a built in seat and shopping bag and locking looped brakes for added safety.	Specification guidelines <ul style="list-style-type: none"> • Hand grip height 81-93cm • Seat Height 56cm • Lifting weight 7kg • Max user weight 178KG / 28 STONE 		Weekly £20.00
			4 Weekly £55.00
			6 Weekly £70.00
			Purchase £179.99
			Delivery code A


Weekly £20.00	Item 19B BARIATRIC TOILET COMBINATION FRAME This very useful height adjustable item used over a standard toilet, gives additional height and support to aid raising & lowering.	Specification guidelines <ul style="list-style-type: none"> • Seat Height Range 46-61cm • Max Width 59cm • Max Depth 46cm • Max user weight 248kg / 39 stone 	
4 Weekly £50.00			
6 Weekly £65.00			
Purchase £99.00			
Delivery code A			


Weekly £18.00	Item 22B BARIATRIC TOILET SURROUND Height adjustable, used for added support around a standard toilet to aid raising & lowering. Can be used in conjunction with item 3.	Specification guidelines <ul style="list-style-type: none"> • Height Range 70-85cm • Overall Width 55cm • Max users weight 248kg / 39 stone 	
4 Weekly £40.00			
6 Weekly £50.00			
Purchase £59.00			
Delivery code A			

Weekly £20.00	Item 26B BARIATRIC PERCHING STOOL Adjustable in height with sloping seat to allow ease of washing, cooking etc.	Specification guidelines <ul style="list-style-type: none"> • Max width 58cm • Seat Height Range 59-74cm • Max user weight 248kg / 39 stone 	
4 Weekly £50.00			
6 Weekly £65.00			
Purchase £94.99			
Delivery code A			


Weekly £20.00	Item 6B BARIATRIC COMMODE Static Commode supplied with bucket and lid, height adjustable.	Specification guidelines <ul style="list-style-type: none"> • Seat Width 58cm. • Seat Depth 473cm • Max user weight 248kg / 39 stone 	
4 Weekly £50.00			
6 Weekly £65.00			
Purchase £199.00			
Delivery code A			


Item 2B BARIATRIC MOBILE COMMODE Braked wheeled commode that can be used in wet areas & over most standard toilet pans, features available: removable arms & footrests.	Specification guidelines <ul style="list-style-type: none"> • Seat Width 58cm • Seat Height 53cm • Max user weight 222kg / 35 stone 		Weekly £45.00
			4 Weekly £145.00
			6 Weekly £170.00
			Purchase POA
			Delivery code A


Item 26B BARIATRIC SHOWER STOOL Lightweight height adjustable stool with back designed especially for use in shower cubicles, with large seat and grip handles on seat, all completely waterproof. Corner version for smaller shower cubicles.	Specification guidelines <ul style="list-style-type: none"> • Seat Height 58-74cm • Seat width 58cm • Max user weight 248kg / 39 stone 		Weekly £20.00
			4 Weekly £50.00
			6 Weekly £65.00
			Purchase £119.00
			Delivery code A


Item 7B BARIATRIC HIGH SEAT ARMCHAIR Firm chairs that can be an essential item if your existing furniture does not have the required height or you need extra support and firmness. Adjustable height covered in vinyl. Can be used in conjunction with Item 29	Specification guidelines <ul style="list-style-type: none"> • Seat width 61cm • Seat Heights 48-59cm • Max user weight 260kg / 41 stone 		Weekly £45.00
			4 Weekly £135.00
			6 Weekly £180.00
			Purchase POA
			Delivery code A


Item 20B BARIATRIC PROFILING CARE BED Fully profiling 4 section bed with a robust metal steel tube mattress support. Supplied with medium risk foam mattress and bed rails, if required.	Specification guidelines <ul style="list-style-type: none"> • Mattress support dimensions 200x120cm • Outer dimensions 215x125cm • Headrest angle 0 - 70° • Footrest angle 0 - 20° • Max user weight 286kg (45st) 		Weekly £180.00
			4 Weekly £450.00
			6 Weekly £530.00
			Purchase POA
			Delivery code C


Weekly £60.00	Item 32 MOBILE PATIENT HOIST Battery operated hoist. Slings are available to purchase. (users should have relevant knowledge for use with patients, as we can only demonstrate operation of the hoist) Spec can vary depending on hoist supplied.	Specification guidelines <ul style="list-style-type: none"> • Max lift height ex sling 155cm • Min lift height ex sling 38cm • Max user weight 150kg • Product weight 32kg 	
4 Weekly £165.00			
6 Weekly £215.00			
Purchase POA			
Delivery code A			


Weekly £60.00	Item 32S PATIENT STANDING HOIST Battery operated standing hoist. Sling is provided with this item. (users should have relevant knowledge for use with patients, as we can only demonstrate operation of the hoist) Spec can vary depending on hoist supplied.	Specification guidelines <ul style="list-style-type: none"> • Max lift height ex sling 155cm • Min lift height ex sling 38cm • Max user weight 150kg • Product weight 32kg 	
4 Weekly £165.00			
6 Weekly £215.00			
Purchase POA			
Delivery code A			

Weekly £100.00	Item 32G GANTRY AND HOIST Freestanding gantry for easy transfer, supplied with battery powered hoist unit and universal sling if required. Gantry or hoist can be hired separately if required.	Specification guidelines <ul style="list-style-type: none"> • Width 2.5m • Max user weight 200kg 	
4 Weekly £250.00			
6 Weekly £315.00			
Purchase POA			
Delivery code C			

Weekly £40.00	Item 4501 TRANSFER STANDING AID Developed to allow an assisted transfer from one seated position to another. The frame, shin pad, and turn table combine to give optimum safety to both the carer and the user during the transfer. It allows a safe smooth and controlled swivel transfer and reduces the need to hold the user during the transfer. The frame is height adjustable to suit all and has a foot pedal break to secure the turntable.	Specification guidelines <ul style="list-style-type: none"> • Max user weight 160kg (25 stone) 	
4 Weekly £90.00			
6 Weekly £105.00			
Purchase POA			
Delivery code A			

Item 3206 PATIENT TRANSFER AID The patient transfer aid is manoeuvrable and light to use, ideal for transferring users from room to room. It is suitable for users who can raise from a seated position to a standing position.	Specification guidelines <ul style="list-style-type: none"> • Open Width 61cm (24") • Knee Pad Height From Base Plate 17cm – 41cm (7" – 16") • Handle Height (From Base) 85cm (33") • Seat Height (From Base) 62cm (24") • Weight Capacity 185kg (29st) 		Weekly £55.00
			4 Weekly £150.00
			6 Weekly £180.00
			Purchase POA
			Delivery code A

Item 3204 AMBULANCE CHAIR Front and back carry handle allows 2 people to carry up and down stairs, supplied with safety strap, can be folded when not in use.	Specification guidelines <ul style="list-style-type: none"> • Seat size 35 x 29cm • Handle height 50cm • Max user weight 102kg • Product weight 9kg 		Weekly £20.00
			4 Weekly £50.00
			6 Weekly £65.00
			Purchase POA
			Delivery code A

Item 3207 TRANSFER BOARD Can be used to aid transfers from one sitting surface to another.	Specification guidelines <ul style="list-style-type: none"> • Length 27.5" • Width 14.5" • Max user weight 152kg 		Weekly £10.00
			4 Weekly £22.00
			6 Weekly £28.00
			Purchase £59.99
			Delivery code A

Stairlift hire*



Initial payment £395.00 includes installation, removal and 1st months rental. Monthly hire from £40.00

Ceiling track hoist hire*



Initial payment £495.00 includes installation, removal and 1st months rental. Monthly hire from £40.00

***Installation subject to site survey**

ITEM 5208 Std


 ITEM 5209 L
 EASY REACHER 27 & 32"
 £10.99

ITEM 5210 Std

 ITEM 5211 L
 HANDI GRIP SWIVEL TOP 27 & 32"
 £14.99

ITEM 5229

 LONG HANDLED BATH SPONGE
 £5.99

ITEM 41

 GRAB RAILS, 12-18-24" AND ANGLED FROM
 £11.99

ITEM 99006

 KEY SAFE SUPPLY ONLY
 £39.99
 SUPPLY & FIT
 £79.00

ITEM 99012

 OUTDOOR HALF STEP £24.99
 DIMENSIONS (MM):
 110X490X390

ITEM 5233

 PLASTIC SHOE HORN 16"
 £3.99
 ITEM 5524
 PLASTIC SHOE HORN 21"
 £4.99

ITEM 5207

 LONG HANDLED SHOE HORN 23" METAL
 £5.99

ITEM 5230

 STANDARD SOCK AID
 £3.99

ITEM 60


 PLUG TUGS (PACK OF 10)
 £4.99

ITEM 61

 SAFE SIP
 £4.00


ITEM 71

 LAP BELT
 £9.99

ITEM 5231

 EASY PULL SOCK AID
 £8.99

ITEM 5217

 FOLDING WALKING STICK
 £14.99

ITEM 5232

 LEG LIFTER
 £9.99

ITEM 1017

 STANDARD WHEELCHAIR CUSHION (COMFORT ONLY)
 £19.99

ITEM 62

 DISABLED BADGE HOLDER
 £18.00
 VARIOUS DESIGNS

ITEM 5214 M
 ITEM 5215 F

 MALE AND FEMALE URINAL
 £6.99

ITEM 5216


 STANDARD BED PAN
 £9.99

ITEM 5219

 SHOWER MAT
 555MM X 555MM
 £9.99


ITEM 63

 WHEAT WARMER £14.99
 VARIOUS DESIGNS
 LAVENDER OR UNSCENTED

ITEM 64

 RADAR KEY FROM
 £5.99

ITEM 5218

 BATH MAT 780MM X 350MM
 £9.99

ITEM 5226
 HIP KIT 1
 COMPRISING 1 OF:
 EASY REACHER,
 BATH SPONGE,
 STD SOCK AID,
 PLASTIC SHOE HORN
 £19.99


ITEM 5227
 HIP KIT 2
 DELUXE KIT
 COMPRISING 1
 OF: HANDI GRIP,
 BATH SPONGE,
 EASY PULL SOCK
 AID, EXTRA-LONG
 SHOE HORN
 £26.99


**External Hand Rails, Half Steps,
 Stair Rails, Ramps, Wet Rooms
 and Door Entry Intercom Systems**
 Please call to arrange a no-obligation survey
020 8370 7886


New items



SPECIALIST SEATING - SEE PAGE 15



HIGH SEAT ARMCHAIR WITH DROP DOWN ARMS - SEE PAGE 13



BARIATRIC PROFILING CARE BED - SEE PAGE 18



DELUXE FOLDING TRAVEL / MICRO SCOOTER - SEE PAGE 3

Notes:

VISIT OUR NEW SHOWROOM
IN HERTFORD!
OPENING APRIL 2019

15 CHURCH STREET
HERTFORD
SG14 7EJ

2019